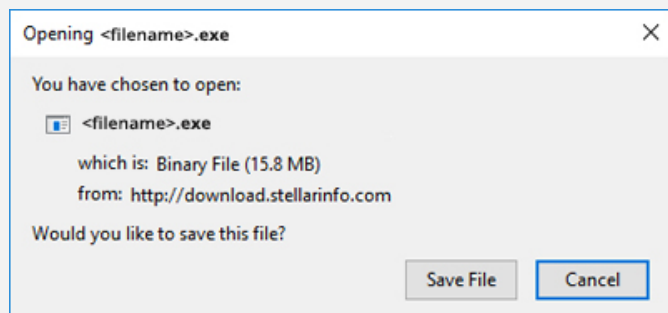


Stellar BitRaser File Eraser Corporate

Steps to Install

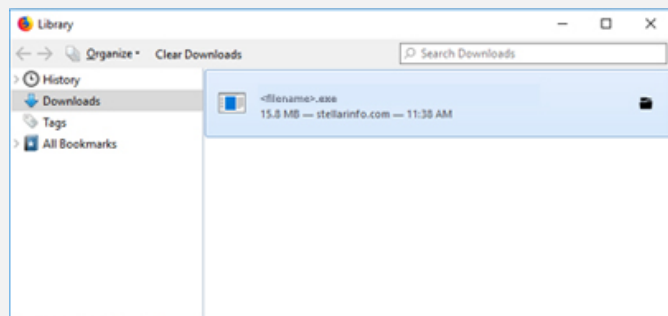
Step 1

When Opening Dialog Box Appears Click
Save File



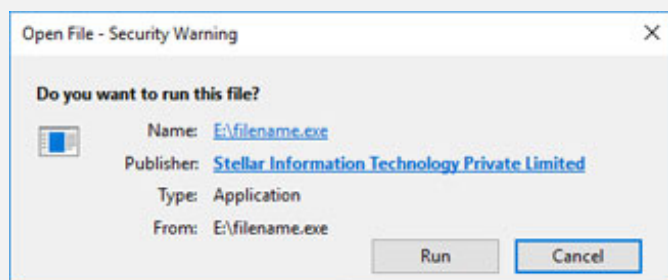
Step 2

When Downloads Windows Appears
Double-Click the File



Step 3

When Security Warning Dialog Box
Appears, Click Run



System Requirements:

Processor: Intel-kompatibel (x86, x64)

Operating Systems: Windows 11, 10, 8.1, 8, 7, Windows Server 2019, 2016, 2012, 2008, 2003