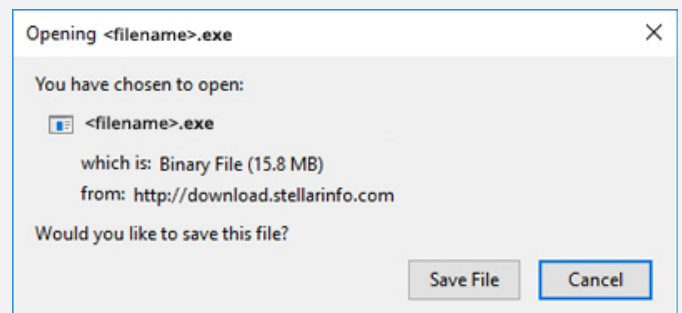


# Stellar Recovery for iPhone

## Steps to Install

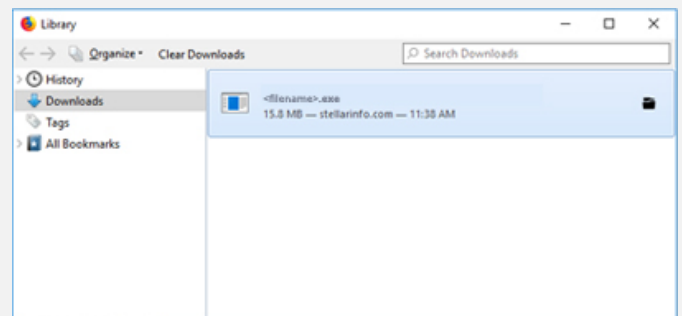
### Step 1

When Opening Dialog Box Appears Click  
Save File



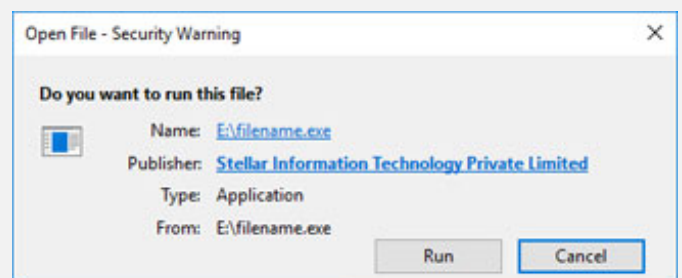
### Step 2

When Downloads Windows Appears  
Double-Click the File



### Step 3

When Security Warning Dialog Box  
Appears, Click Run



## System Requirements:

Processor: Apple Silicon and Intel (x86, x64)

Operating Systems: macOS Ventura, Monterey, Big Sur & Below